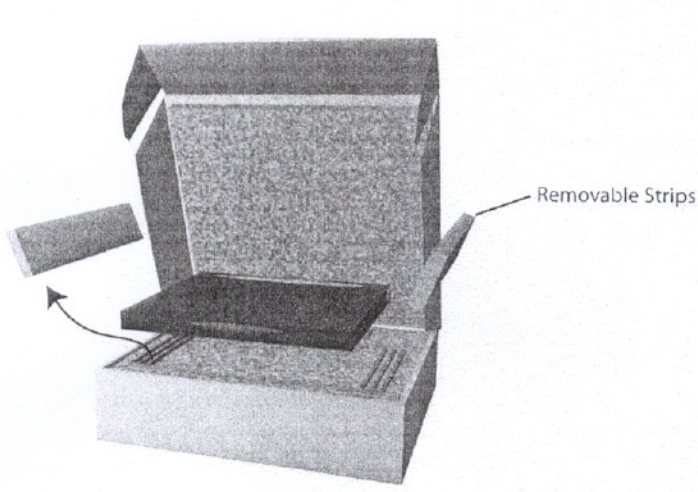
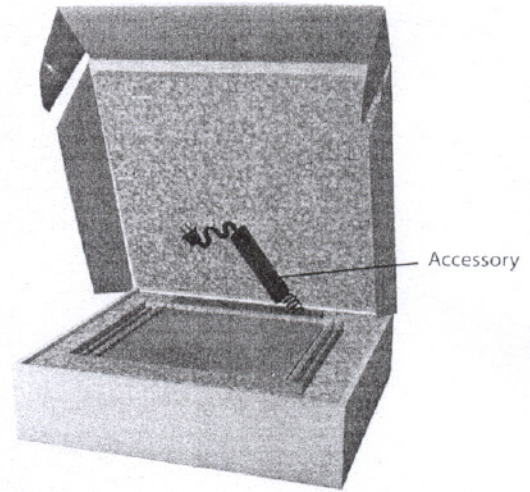



# LAPTOP PACKAGING INSTRUCTIONS



1. Remove instruction sheet, tape strip and 1/2" foam from interior of box. If necessary, remove foam tear-out strip(s) along sides and back edge to accommodate larger laptops. A snug fit is desirable.



Insert laptop into the opening and place any accessories in cavities at the front and back.



If laptop is below the surface of the opening of the foam, place the 1/2" thick foam pad on top of the laptop to fill the void.



Close box and seal with the supplied tape strip.